

ENVIRONMENTAL PRODUCT DECLARATION

In accordance with ISO 14025 and EN 15804+A2 

AGITEC AG Pureflex board



Owner of the declaration

AGITEC AG
Langwiesenstrasse 6, Dällikon
8108 Zurich
Switzerland

Product

Pureflex board

Declared product / Declared unit

1 m² with a thermal resistance (R) of 1
m²K/W

This declaration is based on Product Category Rules

EN 15804:2012 + A2:2019,
NPCR Part A:2021 ,
NPCR 012 Part B for Thermal Insulation
Products

Program operator:

EPD Global
Majorstuen P.O. Box 5250
N-0303 Oslo
Norway

Declaration number

NEPD-11481-11481-2

Registration number

NEPD-11481-11481-2

Issue date

10.04.2026

Valid to

09.04.2031

EPD Software

Emidat Platform v1.0.0

General Information

Product

Pureflex board

Program Operator

EPD Global
Majorstuen P.O. Box 5250
N-0303 Oslo
Norway
Phone: +47 23 08 80 00
Email: post@epd-norge.no

Declaration Number

NEPD-11481-11481-2

This declaration is based on Product Category Rules

EN 15804:2012 + A2:2019,
NPCR Part A:2021 ,
NPCR 012 Part B for Thermal Insulation Products

Statements

The owner of the declaration shall be liable for the underlying information and evidence. The Norwegian EPD Foundation shall not be liable with respect to manufacturer, life cycle assessment data and evidences.

Declared unit

1 m² with a thermal resistance (R) of 1 m²K/W

General information on verification of EPD from EPD tools

Independent verification of data, other environmental information and the declaration according to ISO 14025:2010, § 8.1.3 and § 8.1.4. Verification of each EPD is made according to EPD Global's guidelines for verification and approval requiring that tools are i) integrated into the company's environmental management system, ii) the procedures for use of the EPD tool are approved by EPD Global, and iii) the process is reviewed annually by an independent third party verifier. See Appendix G of EPD Global's General Programme Instructions for further information on EPD tools.

Verification of EPD tool

Charlotte Merlin, FORCE Technology
(no signature required)

Owner of the declaration

AGITEC AG

Contact person

e.christodoulopoulos@agi.swiss

Phone

+41762324405

Email

e.christodoulopoulos@agi.swiss

Manufacturer

AGITEC AG
Langwiesenstrasse 6, Dällikon
8108 Zurich, Switzerland

Place of production

Zurich, Switzerland

Management system

-

Issue date

10.04.2026

Valid to

09.04.2031

Year of study

2025

Comparability

EPDs of construction products may not be comparable if they do not comply with EN 15804 and are not seen in a building context. EPD data may not be comparable if the datasets used are not developed in accordance with EN 15804 and if the background systems are not based on the same database (including primary and secondary data).

Development and verification of EPD

The declaration was created using the Emidat EPD tool v1.0, developed by Emidat GmbH. The EPD tool has been approved by EPD Global.

Developer of EPD: Efthymios Christodoulopoulos

Reviewer of company-specific input data and EPD: Marco Biondi

Approved



Håkon Hauan, The Norwegian EPD Foundation

Product

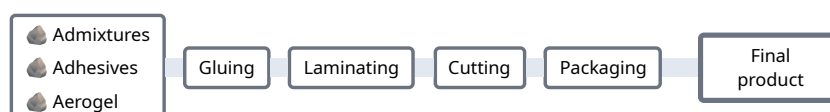
Product description

Aerogel insulation is a high-performance thermal insulation material used in construction. It consists of a silica-based aerogel combined with reinforcing fibers, forming a lightweight, flexible, and durable product. Known for its extremely low thermal conductivity (<math><0.020 \text{ W/m}\cdot\text{K}</math>), it provides excellent insulation with minimal thickness.

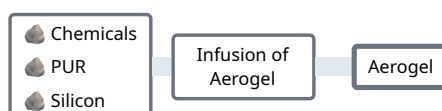
Application description

Aerogel insulation is highly versatile and can be used across various parts of a building envelope—especially where space is limited or high thermal performance is needed. Common use areas include walls (internal and external), roofs, floors, and façades, as well as around thermal bridges such as window reveals, lintels, balconies, and door frames. Its thin profile makes it particularly useful in retrofit projects where preserving interior space is important.

Production process



Upstream production processes



Product specification

Name of ingredient	Share of total weight	Country of origin
Adhesives	2 - 10 %	Switzerland
Admixtures	2 - 10 %	Switzerland
Aerogel	80 - 100 %	China

Technical data

The technical data refers to the reference product of 1 m².

	Unit	Value
Mass	kg	2.6
Thermal conductivity	W / (mK)	0.016
Thickness	mm	20
Gross density	kg / m ³	130

LCA results are calculated for the reference product and then scaled to the declared unit of 1 m² with a thermal resistance (R) of 1 m²K/W .

Scaling factor	0.80
----------------	------

There is no harmonized standard.

Market

Switzerland

Recipients

B2B

LCA: Calculation rules

Declared unit

1 m² with a thermal resistance (R) of 1 m²K/W

Product lifetime

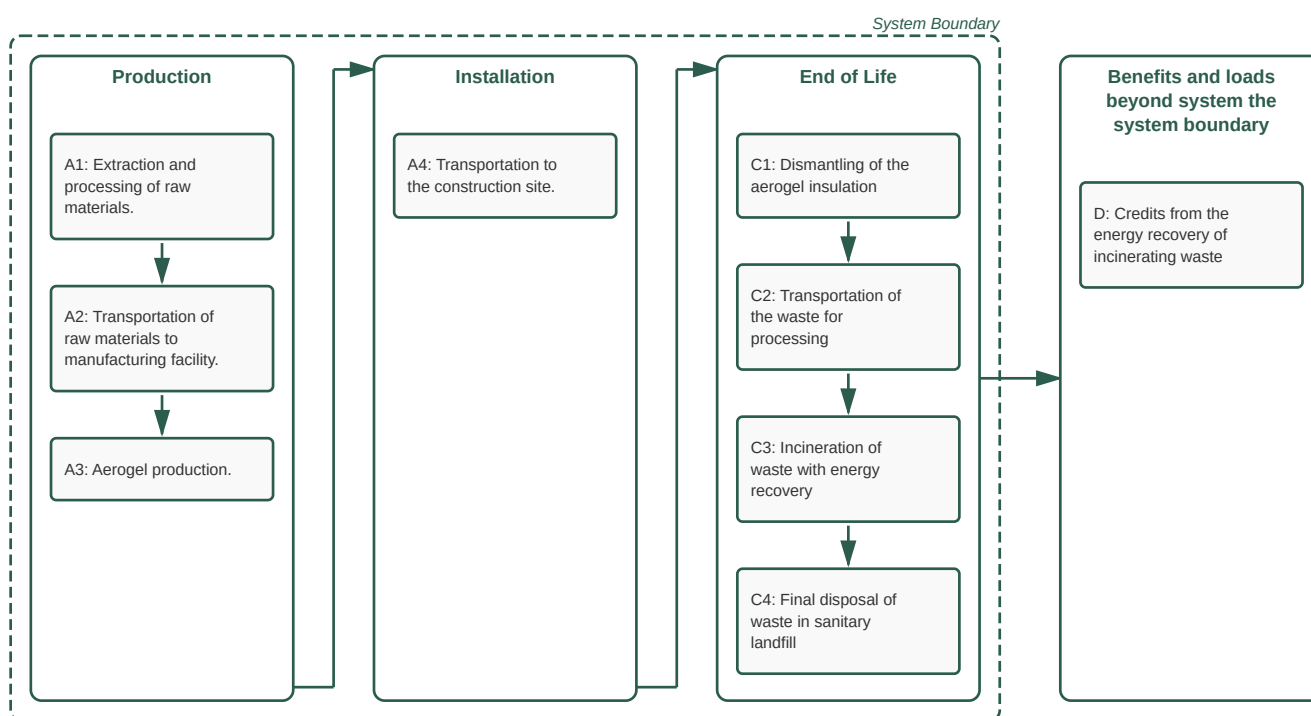
50 years

This value represents a conventional product lifespan, not a guaranteed performance duration, and assumes normal exposure conditions, adequate design, and routine maintenance.

Reference service life

Not declared

System boundary



Data quality

The foreground data are based on extensive and detailed data collection at the production site of the manufacturer, covering key processes such as raw material sourcing, formulation, and manufacturing. These foreground data are fully linked with corresponding datasets from the background database (ecoinvent 3.10) or with EN15804+A2-compliant EPDs, ensuring consistency, reliability, and maintaining alignment with the latest industry standards.

The overall data representativeness is rated as good with an overall score of 4.00/5, in accordance with EN 15804+A2 Annex E guidance on data quality assessment, considering geographical, technical, and temporal representativeness.

The following table discloses all processes or activities assessed with very poor or poor data representativeness according to EN 15804+A2, as well as those assessed as fair that contribute more than 30% to any core impact indicator in A1–A3:

Element	Minimal Representativeness	Source	Year
Admixtures	Very poor	ecoinvent 3.10	2023
Recycling	Very poor	ecoinvent 3.10	2023
Incineration	Poor	ecoinvent 3.10	2023

System boundaries (X=included, MND=module not declared)

	Production			Installation		Use stage							End-of-Life				Next product system
	Raw material supply	Transport	Manufacturing	Transport	Installation Process	Use	Maintenance	Repair	Replacement	Refurbishment	Operational Energy Use	Operational Water Use	Demolition	Transport	Waste Processing	Disposal	Benefits and loads beyond the system boundary
Module	A1	A2	A3	A4	A5	B1	B2	B3	B4	B5	B6	B7	C1	C2	C3	C4	D
Modules declared	x	x	x	x	MND	MND	MND	MND	MND	MND	MND	MND	x	x	x	x	x
Geography			CH	CH	MND	MND	MND	MND	MND	MND	MND	MND	CH	CH	CH	CH	CH

For the geographies modeled in A1 and A2, refer to *Product specification*.

Type of EPD: Cradle to gate with options, modules C1-C4, and D

Stage of Material Production and Construction

Module A1: Extraction and processing of raw materials.

Module A2: Transportation of raw materials to manufacturing facility.

Module A3: Aerogel production.

Module A4: Transportation to the construction site.

Module A5: Includes processes associated with installation of the aerogel boards

Disposal Stage

Module C1: Dismantling of the aerogel insulation

Module C2: Transportation of the waste for processing

Module C3: Incineration of waste with energy recovery

Module C4: Final disposal of waste in sanitary landfill

Credits and burdens outside the system boundaries

Module D: Credits from the energy recovery of incinerating waste

Cut-off criteria

No cut-offs were applied.

Allocation

Foreground inventory data (energy and fuels, ancillary materials, emissions and waste) was collected at the production-process level. Using the total output of the production process in 2025, these flows are allocated to the reference product based on mass.

LCA: Scenarios and additional technical information

The following information describe the scenarios in the different modules of the EPD. The values refer to the LCA of the reference product before applying the scaling factor.

Transport to the building site (A4)	Value	Unit
Transported mass	2.60	kg
Truck: Distance	300.00	km
Truck: Energy demand	1.58	MJ / t*km
Truck: Activity	transport, freight, lorry >32 metric ton, EURO6	-
Truck: Capacity utilization	53.30	%

Transport to the waste facility (C2)	Value	Unit
Mass to incineration	2.60	kg
Distance to incineration	50.00	km
Truck: Activity	transport, freight, lorry >32 metric ton, EURO6	-
Truck: Capacity utilization	53.30	%
Truck: Distance	50.00	km
Truck: Energy demand	1.58	MJ / t*km

Waste processing (C3)	Value	Unit
Material for incineration	2.60	kg

Reuse, recovery and/or recycling potentials (D)	Value	Unit
Substitution of electrical energy production	10.35	MJ
Substitution of thermal energy production	20.25	MJ

Calculation of benefits and loads per EN 15804+A2.

LCA: Results

Core environmental impact indicators

Indicator	Unit	A1-A3	A4	C1	C2	C3	C4	D
GWP-total	kg CO ₂ -eq.	3.57e+01	6.47e-02	0.00e+00	1.08e-02	5.63e+00	0.00e+00	-1.31e+00
GWP-fossil	kg CO ₂ -eq.	3.40e+01	6.46e-02	0.00e+00	1.08e-02	5.63e+00	0.00e+00	-1.27e+00
GWP-biogenic	kg CO ₂ -eq.	1.50e+00	3.24e-05	0.00e+00	5.40e-06	0.00e+00	0.00e+00	-3.64e-02
GWP-luluc	kg CO ₂ -eq.	2.37e-01	2.29e-05	0.00e+00	3.82e-06	5.23e-05	0.00e+00	-1.13e-04
ODP	kg CFC-11-Eq	8.38e-07	1.35e-09	0.00e+00	2.24e-10	5.10e-09	0.00e+00	-2.59e-08
AP	mol H ⁺ -Eq	1.18e-01	1.53e-04	0.00e+00	2.54e-05	4.83e-03	0.00e+00	-1.20e-03
EP-freshwater	kg P-Eq	7.80e-03	4.55e-06	0.00e+00	7.58e-07	2.83e-05	0.00e+00	-3.47e-05
EP-marine	kg N-Eq	2.85e-02	4.00e-05	0.00e+00	6.67e-06	3.75e-03	0.00e+00	-3.65e-04
EP-terrestrial	mol N-Eq	3.00e-01	4.33e-04	0.00e+00	7.22e-05	2.59e-02	0.00e+00	-3.76e-03
POCP	kg NMVOC-Eq	1.57e-01	2.65e-04	0.00e+00	4.42e-05	6.33e-03	0.00e+00	-2.69e-03
ADPE	kg Sb-Eq	2.28e-04	1.85e-07	0.00e+00	3.08e-08	6.28e-07	0.00e+00	-1.76e-06
ADPF	MJ, net calorific value	6.86e+02	9.70e-01	0.00e+00	1.62e-01	3.20e+00	0.00e+00	-2.60e+01
WDP	m ³ world Eq deprived	1.65e+01	4.87e-03	0.00e+00	8.12e-04	4.05e-01	0.00e+00	-1.09e+00

GWP-total: Global Warming Potential - total , **GWP-fossil:** Global warming potential - fossil , **GWP-biogenic:** Global Warming Potential - biogenic , **GWP-luluc:** Global Warming Potential - luluc , **ODP:** Depletion potential of the stratospheric ozone layer , **AP:** Acidification potential, Accumulated Exceedance , **EP-freshwater:** Eutrophication potential - freshwater , **EP-marine:** Eutrophication potential - marine , **EP-terrestrial:** Eutrophication potential - terrestrial , **POCP:** Photochemical Ozone Creation Potential , **ADPE:** Abiotic depletion potential - non-fossil resources , **ADPF:** Abiotic depletion potential - fossil resources , **WDP:** Water (user) deprivation potential

Additional indicators

Indicator	Unit	A1-A3	A4	C1	C2	C3	C4	D
PM	disease incidence	1.45e-06	6.29e-09	0.00e+00	1.05e-09	1.62e-08	0.00e+00	-9.73e-09
IRP	kBq U235-Eq	1.10e+00	1.18e-03	0.00e+00	1.96e-04	2.92e-03	0.00e+00	-3.88e-01
ETP-fw	CTUe	3.19e+02	2.30e-01	0.00e+00	3.83e-02	1.38e+01	0.00e+00	-1.91e+00
HTP-c	CTUh	1.39e-07	4.14e-10	0.00e+00	6.89e-11	1.98e-09	0.00e+00	-2.24e-09
HTP-nc	CTUh	2.65e-07	6.40e-10	0.00e+00	1.07e-10	1.67e-08	0.00e+00	-2.93e-09
SQP	dimensionless	9.39e+01	9.76e-01	0.00e+00	1.63e-01	4.44e-01	0.00e+00	-2.69e+00

PM: Potential incidence of disease due to PM emissions , **IRP:** Potential Human exposure efficiency relative to U235 , **ETP-fw:** Potential Comparative Toxic Unit for ecosystems , **HTP-c:** Potential Comparative Toxic Unit for humans - cancer effects , **HTP-nc:** Potential Comparative Toxic Unit for humans - non-cancer effects , **SQP:** Potential Soil quality index . **IRP:** This impact category deals mainly with the eventual impact of low dose ionizing radiation on human health of the nuclear fuel cycle. It does not consider effects due to possible nuclear accidents, occupational exposure nor due to radioactive waste disposal in underground facilities. Potential ionizing radiation from the soil, from radon and from some construction materials is also not measured by this indicator. **ETP-fw, HTP-c, HTP-nc** and **SQP:** The results of these environmental impact indicators shall be used with care as the uncertainties on these results are high or as there is limited experienced with these indicators.

Use of resources

Indicator	Unit	A1-A3	A4	C1	C2	C3	C4	D
PERE	MJ	7.56e+01	1.54e-02	0.00e+00	2.56e-03	6.55e-02	0.00e+00	-7.23e+00
PERM	MJ	0.00e+00	0.00e+00	0.00e+00	0.00e+00	0.00e+00	0.00e+00	0.00e+00

Use of resources

Indicator	Unit	A1-A3	A4	C1	C2	C3	C4	D
PERT	MJ	7.56e+01	1.54e-02	0.00e+00	2.56e-03	6.55e-02	0.00e+00	-7.23e+00
PENRE	MJ	6.38e+02	9.70e-01	0.00e+00	1.62e-01	3.20e+00	0.00e+00	-2.60e+01
PENRM	MJ	4.81e+01	0.00e+00	0.00e+00	0.00e+00	-4.81e+01	0.00e+00	0.00e+00
PENRT	MJ	6.86e+02	9.70e-01	0.00e+00	1.62e-01	-4.49e+01	0.00e+00	-2.60e+01
SM	kg	0.00e+00	0.00e+00	0.00e+00	0.00e+00	0.00e+00	0.00e+00	0.00e+00
RSF	MJ	0.00e+00	0.00e+00	0.00e+00	0.00e+00	0.00e+00	0.00e+00	0.00e+00
NRSF	MJ	0.00e+00	0.00e+00	0.00e+00	0.00e+00	0.00e+00	0.00e+00	0.00e+00
FW	m ³	3.65e-01	1.41e-04	0.00e+00	2.35e-05	8.13e-03	0.00e+00	-2.56e-02

PERE: Primary energy resources - renewable: use as energy carrier , **PERM:** Primary energy resources - renewable: used as raw materials , **PERT:** Primary energy resources - renewable: total , **PENRE:** Primary energy resources - non-renewable: use as energy carrier , **PENRM:** Primary energy resources - non-renewable: used as raw materials , **PENRT:** Primary energy resources - non-renewable: total , **SM:** Use of secondary material , **RSF:** Renewable secondary fuels , **NRSF:** Non-renewable secondary fuels , **FW:** Net use of fresh water

Waste flows

Indicator	Unit	A1-A3	A4	C1	C2	C3	C4	D
HWD	kg	3.43e-03	0.00e+00	0.00e+00	0.00e+00	0.00e+00	0.00e+00	0.00e+00
NHWD	kg	9.12e-02	0.00e+00	0.00e+00	0.00e+00	2.08e+00	0.00e+00	0.00e+00
RWD	kg	0.00e+00	0.00e+00	0.00e+00	0.00e+00	0.00e+00	0.00e+00	0.00e+00

HWD: Hazardous waste disposed , **NHWD:** Non hazardous waste disposed , **RWD:** Radioactive waste disposed

Output flows

Indicator	Unit	A1-A3	A4	C1	C2	C3	C4	D
CRU	kg	0.00e+00	0.00e+00	0.00e+00	0.00e+00	0.00e+00	0.00e+00	0.00e+00
MFR	kg	6.08e-02	0.00e+00	0.00e+00	0.00e+00	0.00e+00	0.00e+00	0.00e+00
MER	kg	0.00e+00	0.00e+00	0.00e+00	0.00e+00	0.00e+00	0.00e+00	0.00e+00
EEE	MJ	8.87e-02	0.00e+00	0.00e+00	0.00e+00	8.20e+00	0.00e+00	0.00e+00
EET	MJ	1.82e-01	0.00e+00	0.00e+00	0.00e+00	1.60e+01	0.00e+00	0.00e+00

CRU: Components for re-use , **MFR:** Materials for recycling , **MER:** Materials for energy recovery , **EEE:** Exported electrical energy , **EET:** Exported thermal energy

Name	Value	Unit
Biogenic carbon content in product	0.00e+00	kg C
Biogenic carbon content in accompanying packaging	0.00e+00	kg C

Additional requirements

Greenhouse gas emissions from the use of electricity in the manufacturing phase

Electricity consumption in the manufacturing phase is composed from the source below.

Approach	Electricity	Quantity [kWh]	Emission Factor [kg CO ₂ e/kWh]
-	ecoinvent: electricity production, photovoltaic, 3kWp slanted-roof installation, single-Si, panel, mounted (CH)	0.26	0.11

Electricity consumption in upstream production processes:

Electricity	Emission Factor [kg CO ₂ e/kWh]
ecoinvent: market for electricity, medium voltage (BR-South-eastern/Mid-western grid)	0.32
ecoinvent: electricity production, photovoltaic, 3kWp slanted-roof installation, single-Si, panel, mounted (RoW)	0.09

Dangerous substances

The product contains no hazardous substances given by the REACH Candidate List or the Norwegian Priority List.

Additional environmental information

Additional environmental impact indicators required in NPCR Part A for construction products

Indicator	Unit	A1-A3	A4	C1	C2	C3	C4	D
GWP-IOBC	kg CO ₂ -eq.	3.46e+01	6.46e-02	0.00e+00	1.08e-02	5.63e+00	0.00e+00	-1.27e+00

GWP-IOBC: Global Warming Potential - Instantaneous oxidation of biogenic carbon

Bibliography

CEN/TR 15941:2010	Sustainability of construction works - Environmental product declarations - Methodology for selection and use of generic data
EN 15804:2012+A2:2019	Sustainability of construction works - Environmental product declarations - Core rules for the product category of construction products
EN 15942:2022-04	Sustainability of construction works - Environmental product declarations - Communication format business-to-business
ISO 14025:2011-10	Environmental labels and declarations - Type III environmental declarations - Principles and procedures
ISO 14040:2021-02	Environmental management - Life cycle assessment - Principles and framework
ISO 14044:2021-02	Environmental management - Life cycle assessment - Requirements and guidelines
EF 3.1	Environmental Footprint (EF) Life Cycle Impact Assessment method - Characterisation Factors version 3.1, European Commission, Joint Research Centre (JRC)
ecoinvent 3.10	ecoinvent, Zurich, Switzerland, database version 3.10
NPCR Part A:2021	Construction products and services, Version 2.0. Issue date: 24.03.2021; validity extended to 24.03.2026.
NPCR 012:2022	Product category rules, Part B: Thermal insulation products, Version 2.0. Issue date: 31.03.2022; validity extended to 30.06.2026.

 Powered by EPD-Norway	Program Operator	Phone +47 23 08 80 00
	EPD Global P.O. Box 5250 Majorstuen, N-0303 Oslo Norway	Email post@epd-norge.no Web www.epd-global.no
 Powered by EPD-Norway	Publisher	Phone +47 23 08 80 00
	EPD Global P.O. Box 5250 Majorstuen, N-0303 Oslo Norway	Email post@epd-norge.no Web www.epd-global.no
	Owner of the declaration	Phone +41 762324405
	AGITEC AG Langwiesenstrasse 6, Dällikon, 8108 Zurich Switzerland	Email e.christodoulopoulos@agi.swiss Web none
	Author of the life cycle assessment	Phone +41 762324405
	AGITEC AG Langwiesenstrasse 6, Dällikon, 8108 Zurich Switzerland	Email e.christodoulopoulos@agi.swiss Web none
	ECO Platform ECO Portal	Web www.eco-platform.org Web ECO Portal
	Developer of EPD generator	Phone +49 176 56 96 77 91
	Emidat GmbH Sandstraße 33, 80335 München Germany	Email epd@emidat.com Web www.emidat.com